

Kids InfoBits contains full-text proprietary reference content from Blackbirch Press®. Also included are more than 80 full-text, age-appropriate magazines, Merriam-Webster®’s Elementary Dictionary and a two-year backfile that offers relevant and manageable results lists. It features a developmentally appropriate and graphic interface featuring a drilldown subject topic tree.

HOW TO USE KIDS INFOBITS

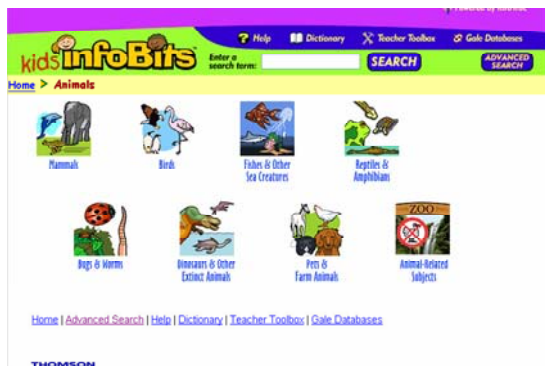
Go to the *Kids InfoBits* URL with your Internet browser. At the home page, you will find the following search options:

- For single topics use the **Subject Topic Tree** icons
- Use the **Subject Search** at the top of the page to quickly locate material about a subject
- **Advanced Search** is best for finding something specific, such as the title of an article or the name of an author

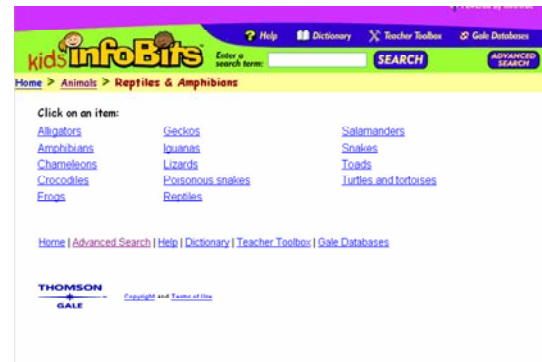
SUBJECT TOPIC TREE ICONS



Choose the subject that best suits what topic you are looking for. In this example, we have chosen “Animals.”



The screen below lists sub-topics. Click on the image of the sub-topic that further describes your search, in this example we have chosen “Reptiles & Amphibians.”



The page above lists the terms for the sub-topic “Reptiles & Amphibians.” Choose the term that best suits your search.



By clicking on the subject term, you will be taken to the results list as shown above, for this example we chose “Frogs.” Scan the list of titles to locate one to fit your research needs. You may also view the reference, magazines, newspapers, maps, flags & seals, charts & graphics, and images results by following the tabs at the top of the search results list.

You may view the full text of your results immediately or click on the checkbox “put in my backpack” for future reference. The document (from our search for “frogs”) may be viewed in full-text format (see example below).



Results appear as a listing of source citations. You may mark your choices to view later or immediately view any text choice.

ADVANCED SEARCH

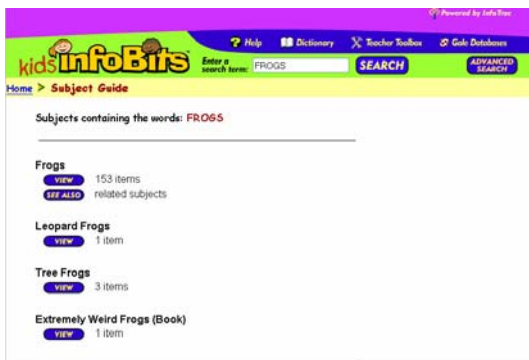
Use **Advanced Search** for:

- Finding a specific article, when you already know the title, publication name or author
- Locating all articles by a specific author or journalist
- Retrieving all articles from a certain journal
- Combining your terms with Boolean operators and index fields

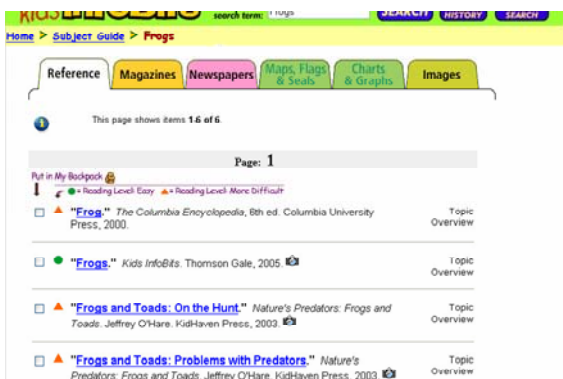
SUBJECT SEARCH



Use the search box at the top of the page to quickly locate subject terms.



The screen above lists subjects containing your search term(s), which are grouped by source type. Click on **View** under any subject to see a list of results or you may narrow your search by subdivision by clicking on the “See Also” button.



Enter the term(s) and an index field. Boolean operators, and, or and not let you connect up to three terms or you may limit your search even further by selecting the full-text limit and/or specifying a publication date. Click on the hyperlinked text to read the full-text of the article.

TOOLS

On the home page and throughout subsequent screens, you will find additional tools to assist you. They include:

- Help
- Dictionary
- Teacher Toolbox

If you require further assistance with *Kids InfoBits*, please consult your librarian.